

Managing Discord Server Permissions for College Courses

Table of contents

Introduction.....	3
Students Cannot Post in a Channel.....	3
Students Can Delete Messages.....	7
Announcements Channel Isn't Locked.....	10
Conclusion	13

Introduction

This guide is for college professors who own a class Discord server and need quick fixes for common permission issues. It focuses on permission settings (roles, channel permissions, and overrides), not hardware or system issues.

Applies to: Discord Stable 500334 (b142515) on Windows 11.

Key concept: Discord permissions come from two places:

- Server Settings → Roles (role-level defaults)
- Channel → Edit Channel → Permissions (channel-level overrides)

When troubleshooting, adjust role permissions first, then verify channel overrides.

Created with the Personal Edition of HelpNDoc: [Effortlessly Create High-Quality Documentation with a Help Authoring Tool](#)

1. Students Cannot Post in a Channel

Students Cannot Send Messages in a Channel

1.1. Problem Explanation

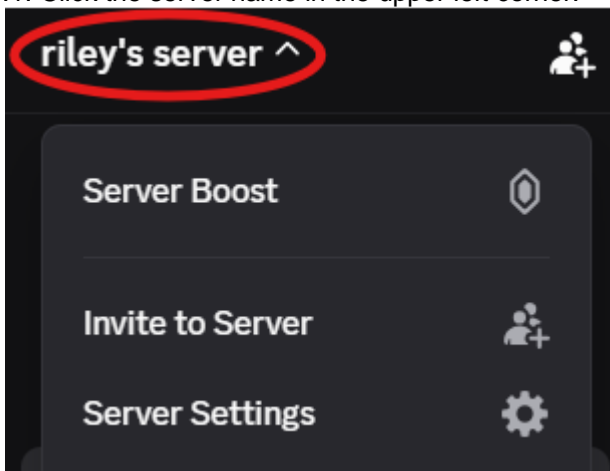
Students can see a text channel, but cannot type or send messages. This usually happens when the Student role does not allow sending messages or when the channel has an override that blocks posting. This fix restores student posting in the affected channel without granting moderation powers.

1.2. Alternate Names

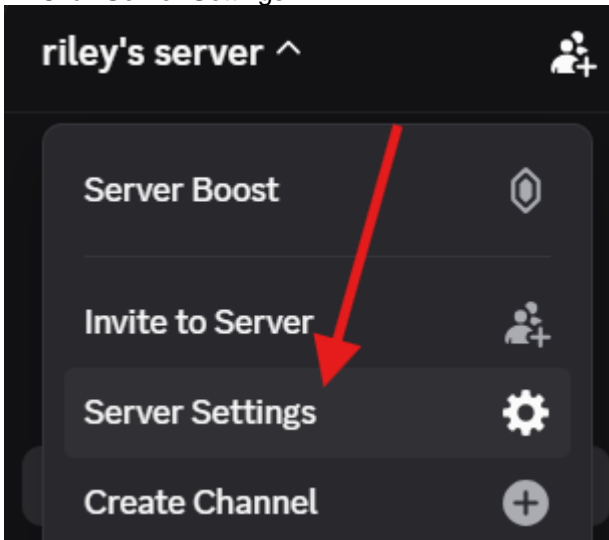
- Students can't post
- Channel is read only
- Can view but can't respond
- Send messages disabled
- Message box missing

1.3. Steps

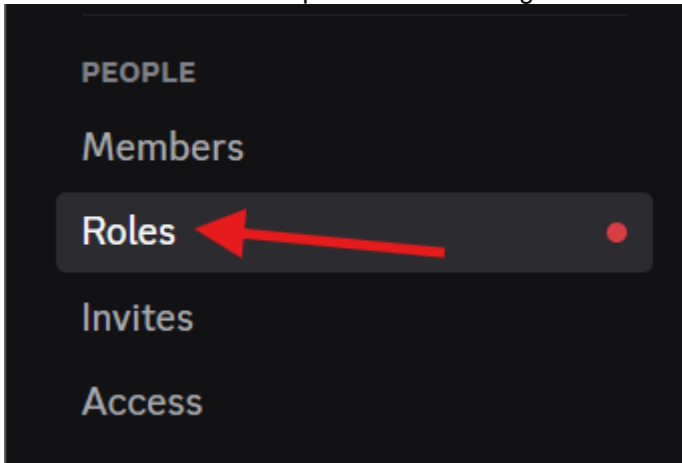
1.3.1. Click the server name in the upper left corner.



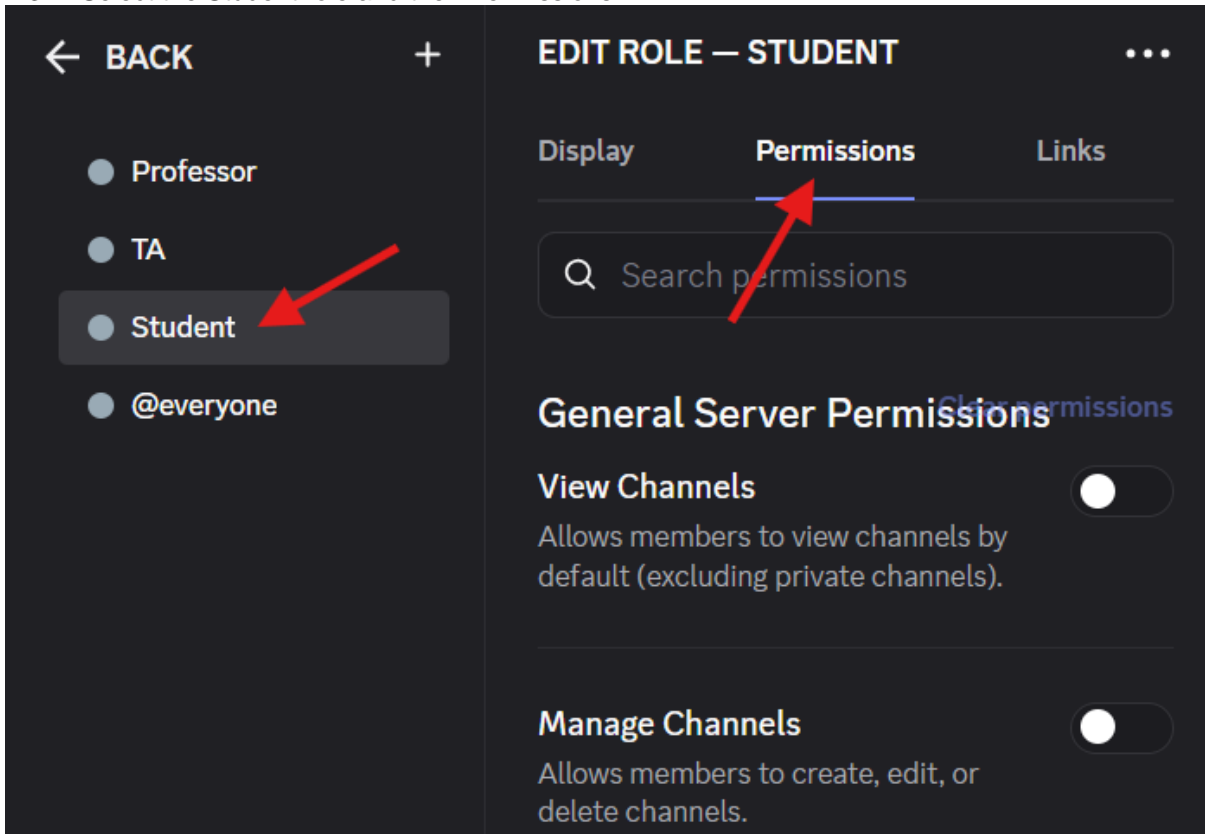
1.3.2. Click Server Settings



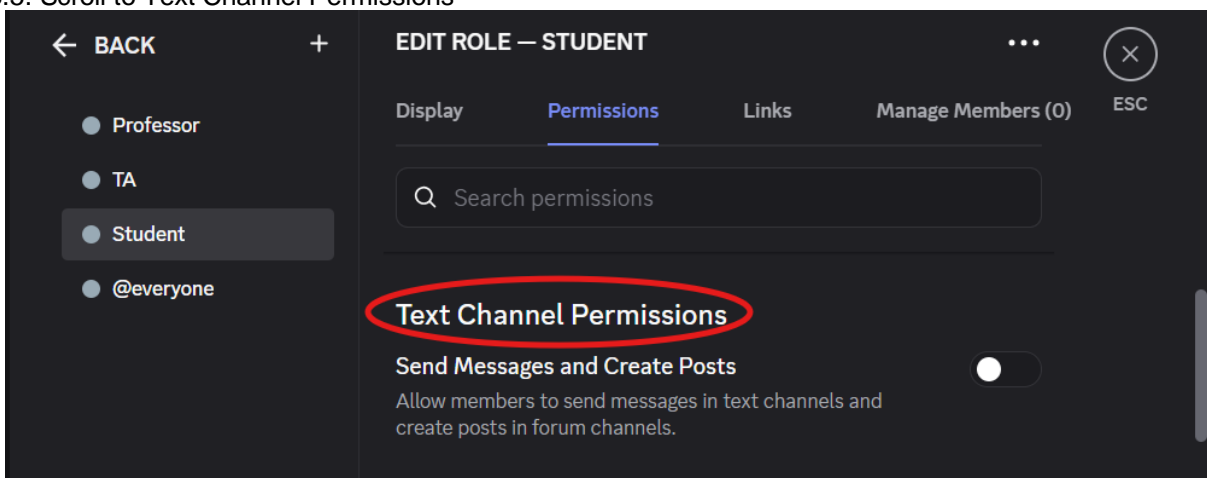
1.3.3. Click Roles under People on the left navigation menu



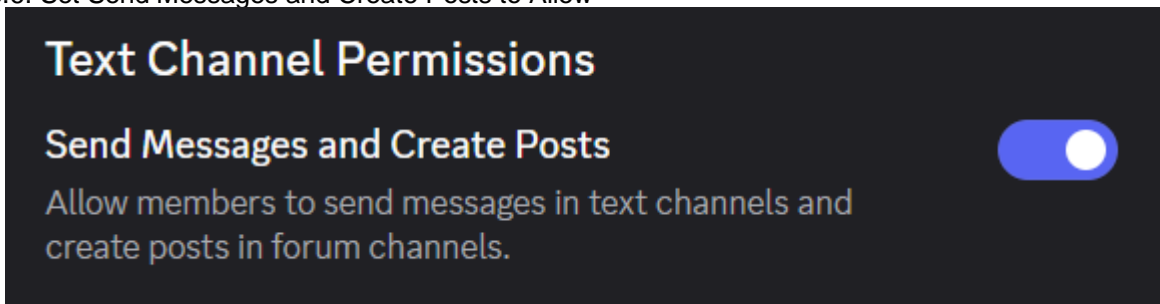
1.3.4. Select the Student role and then Permissions



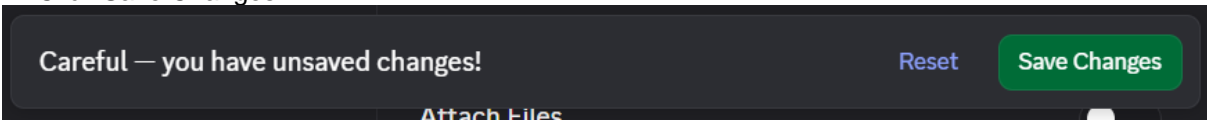
1.3.5. Scroll to Text Channel Permissions



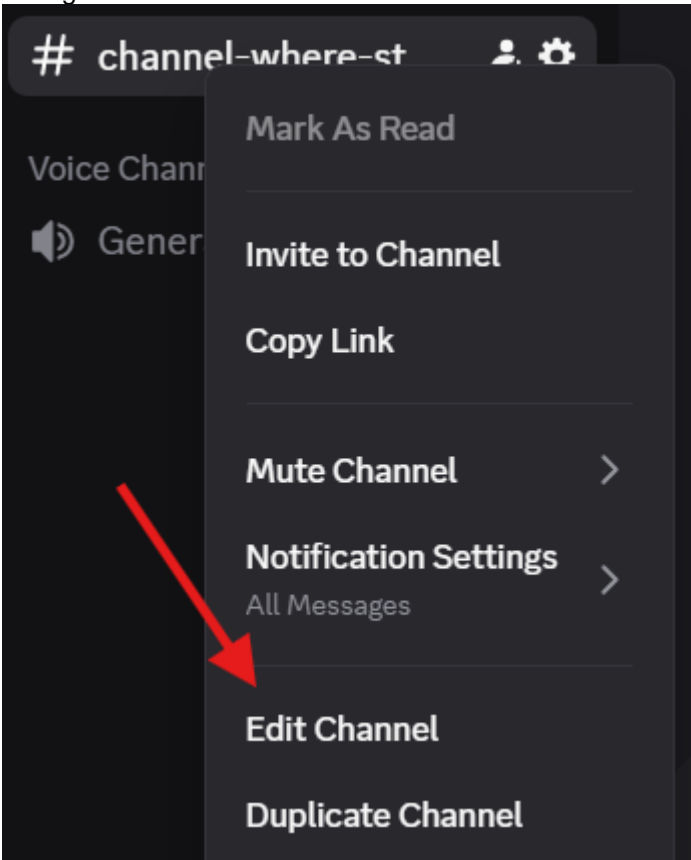
1.3.6. Set Send Messages and Create Posts to Allow



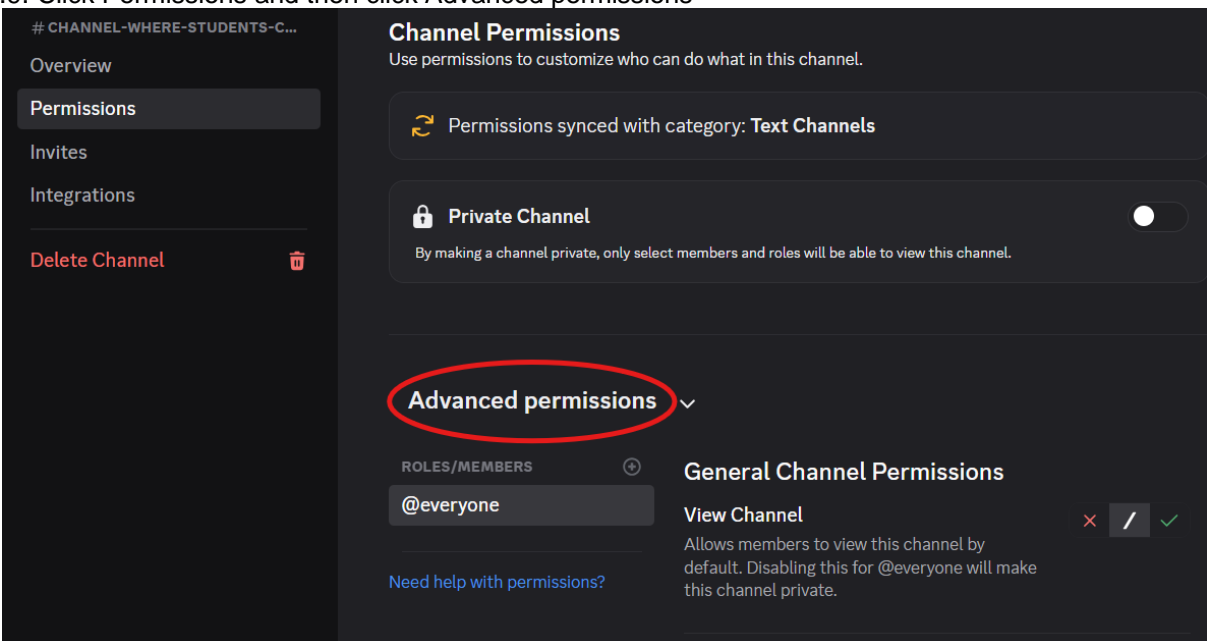
1.3.7. Click Save Changes



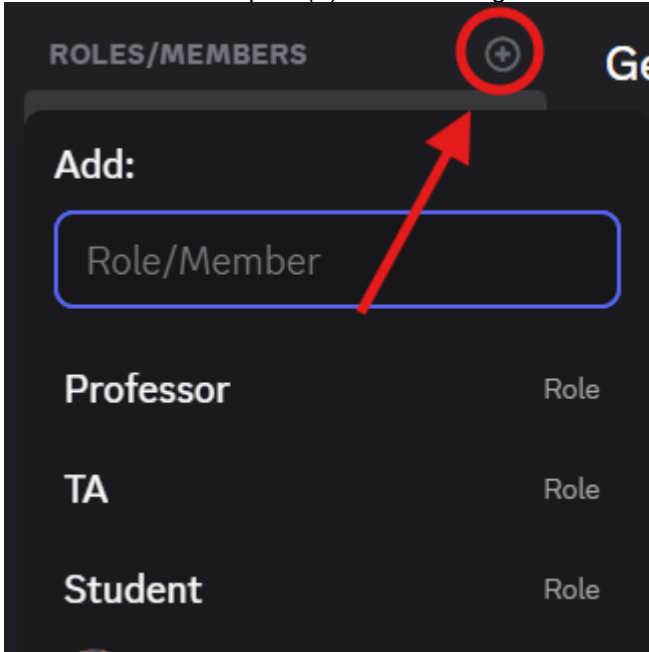
1.3.8. Right click the affected channel and click Edit Channel



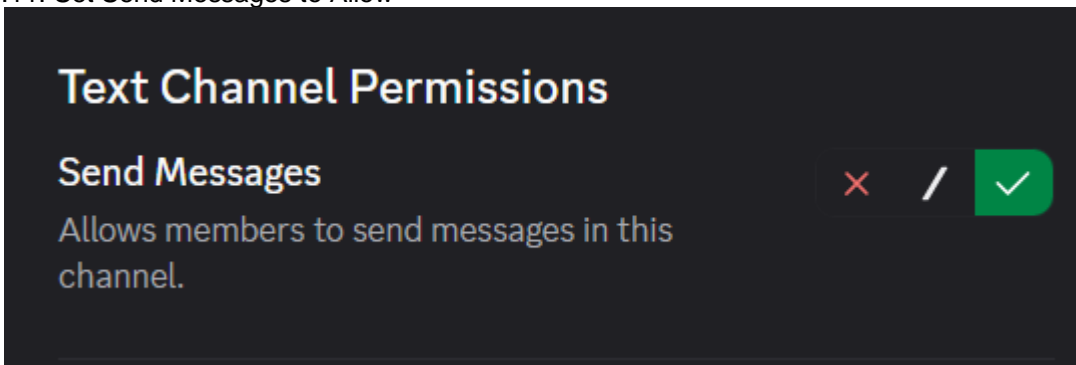
1.3.9. Click Permissions and then click Advanced permissions



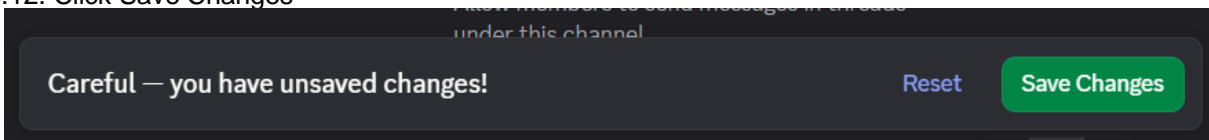
1.3.10. Select the small plus (+) icon to the right of "ROLES / MEMBERS" and then select the Student role



1.3.11. Set Send Messages to Allow



1.3.12. Click Save Changes



1.4. Context Note

This may also be resolved by granting the same permissions to the @everyone role, but that will allow every user in the Discord server to post in that channel, which may not be what you want.

Created with the Personal Edition of HelpNDoc: [Don't Let Unauthorized Users View Your PDFs: Learn How to Set Passwords](#)

2. Students Can Delete Messages

Students Have Permission to Delete Messages

2.1. Problem Explanation

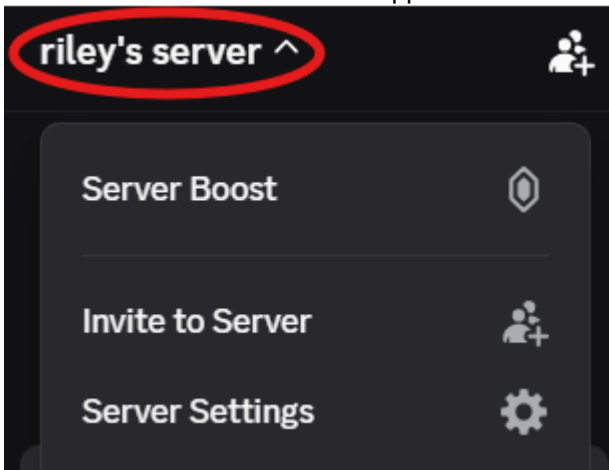
Students are deleting messages, which can disrupt course communication and records. This usually happens when Manage Messages is enabled for the Student role. This fix removes deletion authority while keeping students able to post normally.

2.2. Alternate Names

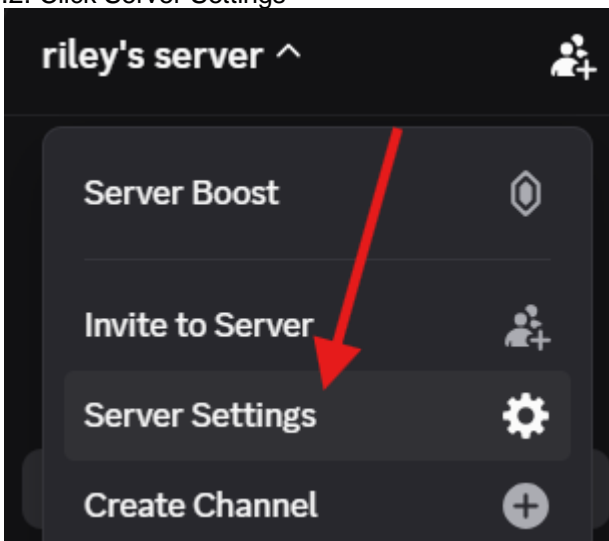
- Students deleting posts
- Messages disappearing
- Students can moderate
- Manage Messages enabled
- Students can remove other people's messages

2.3. Steps

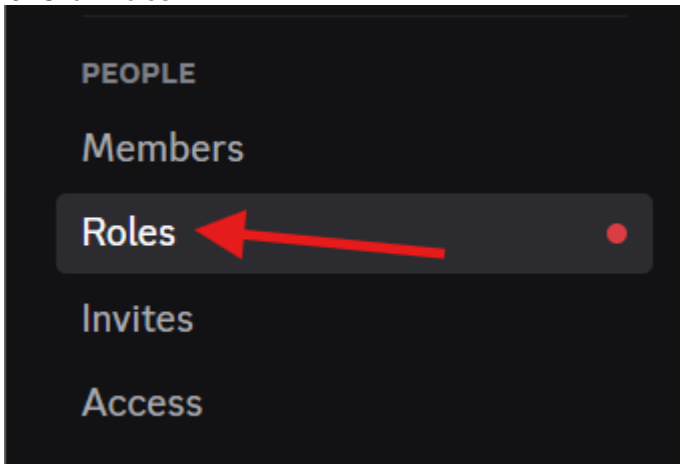
2.3.1. Click the server name in the upper left corner.



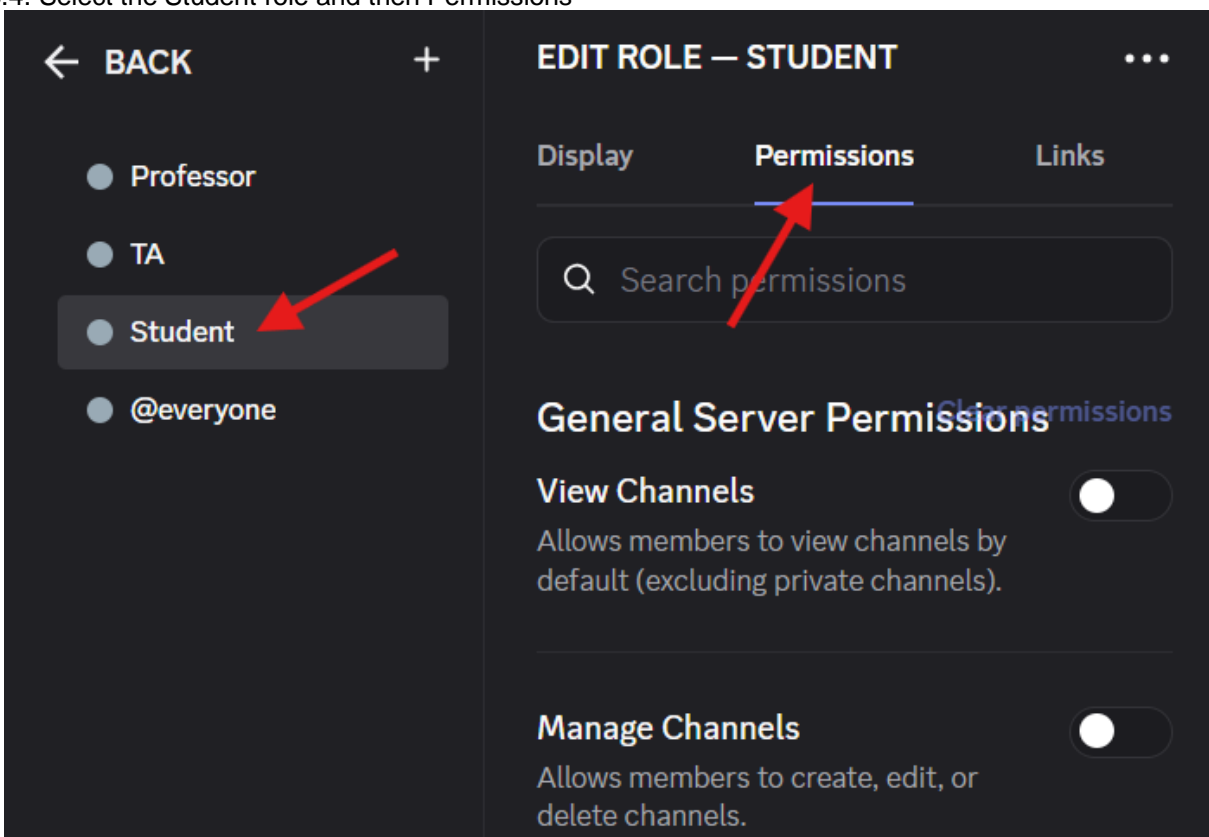
2.3.2. Click Server Settings



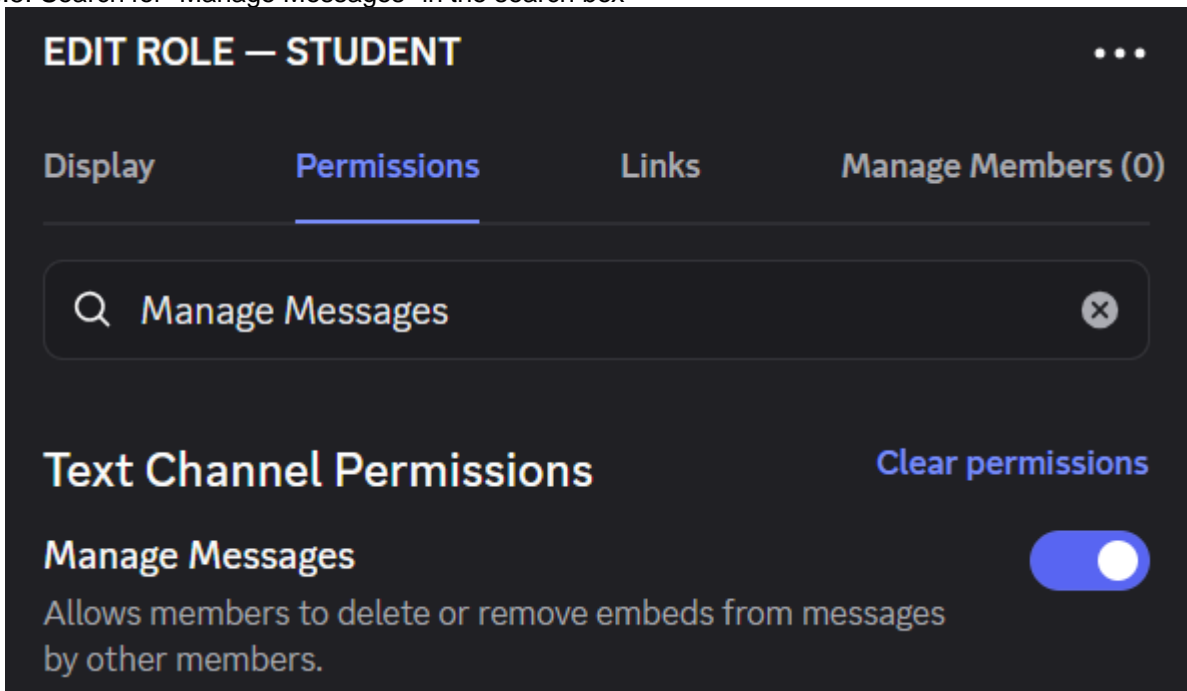
2.3.3. Click Roles



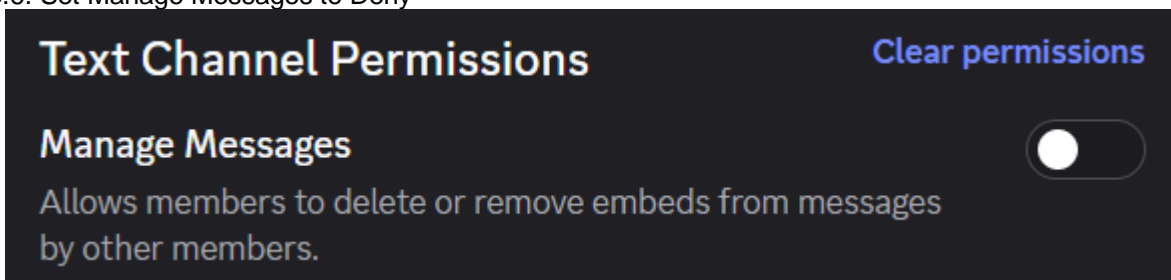
2.3.4. Select the Student role and then Permissions



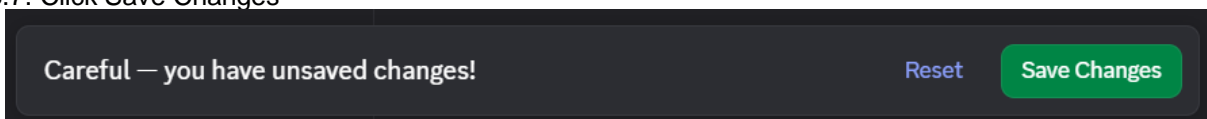
2.3.5. Search for "Manage Messages" in the search box



2.3.6. Set Manage Messages to Deny



2.3.7. Click Save Changes



2.4. Context Note

If this does not resolve the problem, you may also need to deny the "Manage Messages" permission for the @everyone role.

Created with the Personal Edition of HelpNDoc: [Free help authoring environment](#)

3. Announcements Channel Isn't Locked

Announcements Channel Allows Student Posting

Video version: <https://youtu.be/hvoatn-vTs0>

3.1. Problem Explanation

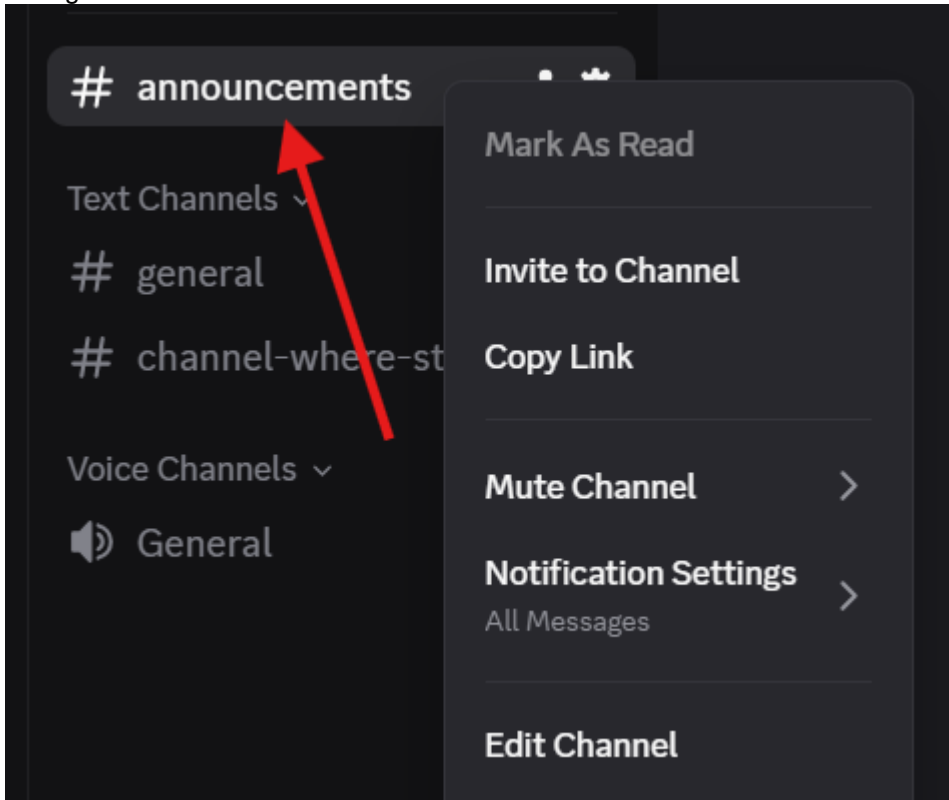
In an announcements channel, only instructors should post. If students can post there, updates become cluttered and easy to miss. This problem is typically caused by channel overrides that allow students to send messages. This fix makes the announcements channel visible to students but read-only for them.

3.2. Alternate Names

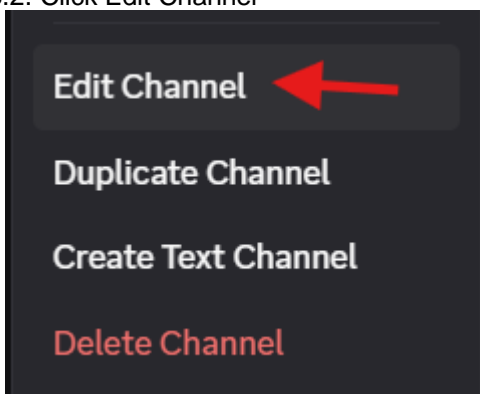
- Students posting in announcements
- Announcements not read only
- Lock announcements channel
- Restrict posting to instructors
- Class updates going missing

3.3. Steps

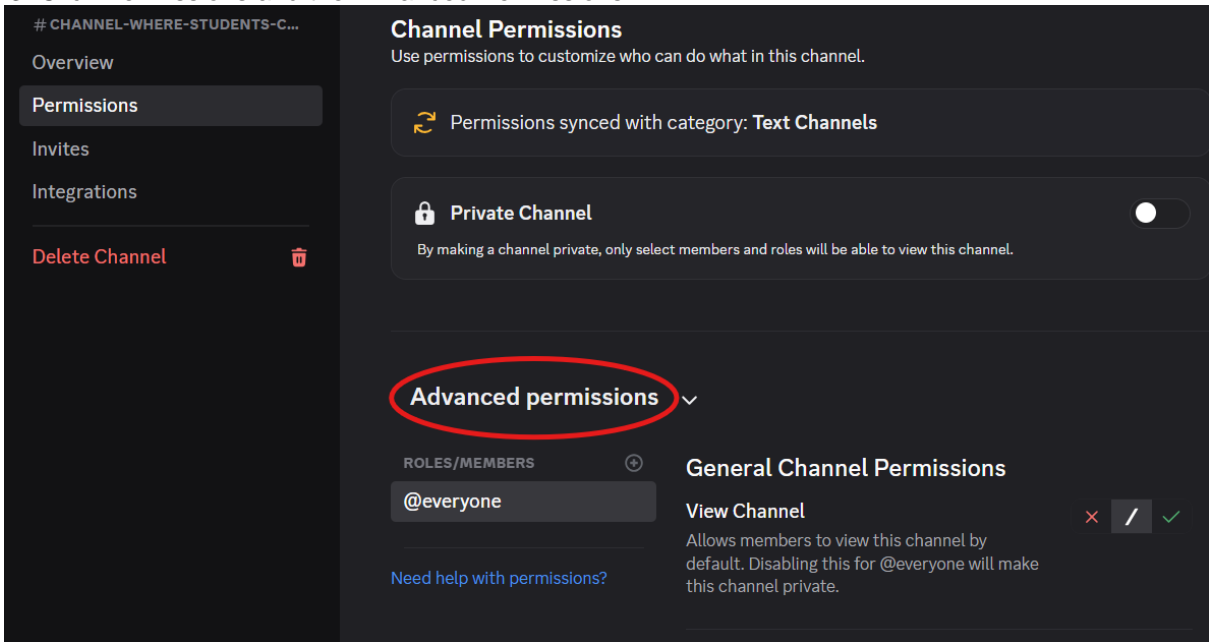
3.3.1. Right click the announcements channel



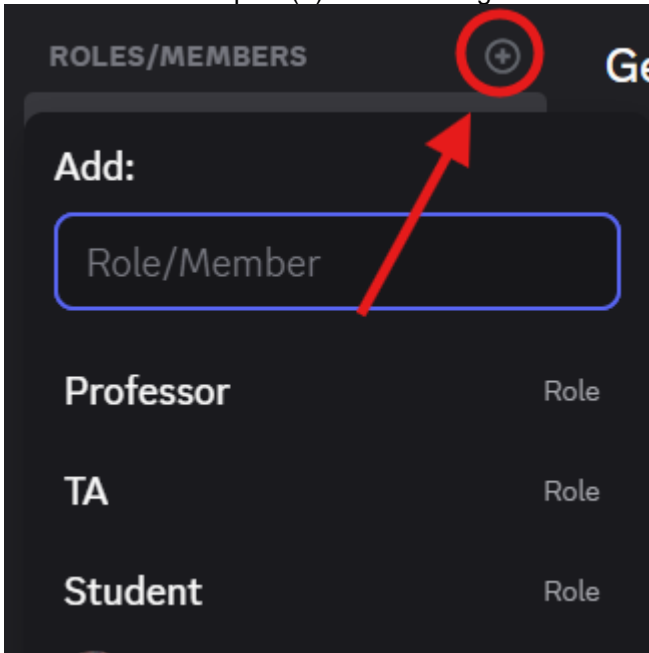
3.3.2. Click Edit Channel



3.3.3. Click Permissions and then Advanced Permissions



3.3.4. Select the small plus (+) icon to the right of "ROLES / MEMBERS" and then select the Student role



3.3.5. Set Send Messages to Deny

The screenshot shows the Discord server permissions interface for a role named "Student". The role is assigned to "@everyone". The permissions are as follows:

- View Channel**: Allows members to view this channel by default. (Enabled)
- Manage Channel**: Allows members to change this channel's name, description, and text settings. They can also delete the channel. (Enabled)
- Manage Permissions**: Allows members to change this channel's permissions. (Enabled)
- Manage Webhooks**: Allows members to create, edit, or delete webhooks in this channel, which can post messages from other apps or sites. (Enabled)
- Membership Permissions**:
 - Create Invite**: Allows members to invite new people to this server via a direct invite link to this channel. (Enabled)
- Text Channel Permissions**:
 - Send Messages**: Allows members to send messages in this channel. (Disabled)

A warning message is displayed: "This permission will soon stop granting the ability to bypass slowmode." A link "Need help with permissions?" is also visible.

3.3.6. Click Save Changes

The screenshot shows a warning bar with the text "Careful — you have unsaved changes!". To the right of the warning are two buttons: "Reset" and "Save Changes".

3.4. Context Note

Applying permissions in this manner will still allow students to post in other channels, but prevent them from posting in announcements.

Created with the Personal Edition of HelpNDoc: Revolutionize Your Documentation Review with HelpNDoc's Project Analyzer

Conclusion

Most Discord classroom permission problems come from role-level settings that were never configured for

Student, channel-level overrides that unintentionally allow or deny actions, and an overly permissive @everyone baseline.

Use the sections in this guide to restore expected classroom behavior quickly and consistently.

<https://youtu.be/hvoatn-vTs0>

Created with the Personal Edition of HelpNDoc: [Create iPhone web-based documentation](#)
